



# AUSTRALIAN MARINE DEBRIS INITIATIVE



Tangaroa Blue Foundation  
[www.tangaroablue.org](http://www.tangaroablue.org)

# Tangaroa Blue Foundation




[www.tangaroablue.org](http://www.tangaroablue.org)



AUSTRALIAN  
MARINE DEBRIS INITIATIVE



# The Australian Marine Debris Initiative



## AMDI Objectives

- To remove marine debris from the coastline;
- To collect scientific, consistent data on the types and amounts of marine debris being found;
- To track to the source where possible;
- To work with all stakeholders to find solutions to stop marine debris.
- Education and awareness programs

# Engagement of partners – not one partner can do everything!!!


Over 1,000 AMDI partners organisations

- Community members
- Other community organisations / NGOs
- Government
- Traditional Owners
- Schools
- Rangers
- Businesses / industry bodies
- Researchers / universities

115,000 volunteering opportunities




# One national data methodology



**Data Collection Sheet**  
Tangaroa Blue Foundation  
PO Box 1176 Margaret River WA 6285 www.tangaroablue.org


AUSTRALIAN  
MARINE DEBRIS INITIATIVE



<b>Name of Cleanup Location (Beach)</b>			
<b>Cleanup Locality</b>		<b>Locality Postcode</b>	
<b>Nearest Town</b>		<b>Nearest Road or Landmark</b>	
<b>Date</b>	<b>Start time</b>	<b>Finish time</b>	<b>Number Volunteers</b>
<b>Contact Name</b>		<b>Phone or email</b>	
<b>Organisation/School (if applicable)</b>			
<b>Total Filled Bags</b>		<b>Total Weight Kg</b>	<b>Length of Beach Cleaned (m)</b>
<b>Average Width of Beach (m)</b>		<b>Type of Adjoining land</b>	

Please enter items not listed below in the additional items section on an attached sheet.  
Country of origin and barcode information from intact labels can be entered in the tally and note section against the particular item or on a separate sheet. A secondary data sheet is also available to record this and other information.


	Plastic Rems	Total	Tally and Note
Consumer Items	Cigarette butts & filters		
	Cigarette lighters		
	Pens, markers & other plastic stationary		
	Straws, confection sticks, cups, plates & cutlery		
	Toothbrushes, brushes & combs, hair ties etc		
	Toys, party poppers, ribbons, clips & similar		
	Bleach & cleaner bottles		
	Lids & tops, pump spray, flow restrictor & similar		
	Personal care & pharmaceutical packaging		
	Plastic bags supermarket, garbage, dog poo, ice		
Packaging Items	Plastic containers non food (oil, sealant, chemical)		
	Plastic drink bottles (water, juice, milk, soft drink)		
	Plastic packaging food (wrap, packets, containers)		
	Plastic wrap non food (bubble wrap etc)		
	Strapping band scraps		
	Strapping band whole (record as single item)		
	Bait & tackle bags & packaging		
	Bait containers & lids, bait savers		
	Commercial fishing remnants (float, pot, crate bits)		
	Dylume glow sticks		
Fishing Items	Fishing line in metres (recreational)		
	Recreational fishing items (lures, floats, rods, reels)		
	Rope & net scraps less than 1 metre		
	Rope (estimated length in metres)		
	Plastic bits & pieces hard & solid		
Remnants	Plastic film remnants (bits of plastic bag, wrap etc)		
	Remnants burnt plastic		
<b>Foamed Plastic (Polystyrene) Items</b>		<b>Total</b>	<b>Tally and Note</b>
Foam buoys			
Foam cups, food packs & trays			
Foam insulation & packaging (whole and remnants)			
<b>Other Materials</b>		<b>Total</b>	<b>Tally and Note</b>
Oil globules & tar-balls			
Sanitary (tissues, nappies, Condoms, cotton buds)			
Shoes leather & fabric			




## Tangaroa Blue Foundation

# Marine Debris Identification Manual

Proudly supported by:





# AMDI Database – 11.5 million items recorded

**TANGAROA BLUE** AUSTRALIAN MARINE DEBRIS INITIATIVE

Welcome Submit Data Access Data Sign in

## Australian Marine Debris Database

The Australian Marine Debris Database was created to enable volunteers and organisations who were running beach clean-up events to also collect data on what they were finding with a consistent methodology so it could be collated into a standardised national database on marine debris.

Since 2004 more than 7 million pieces of data have been inputted into the Australian Marine Debris Database, creating a comprehensive overview of what amounts and types of marine debris are impacting beaches around the country.

[LEARN MORE](#)

**!** Before submitting or accessing data, please be make sure that you accept the data submission and data access open access policies.

### Submitting Data

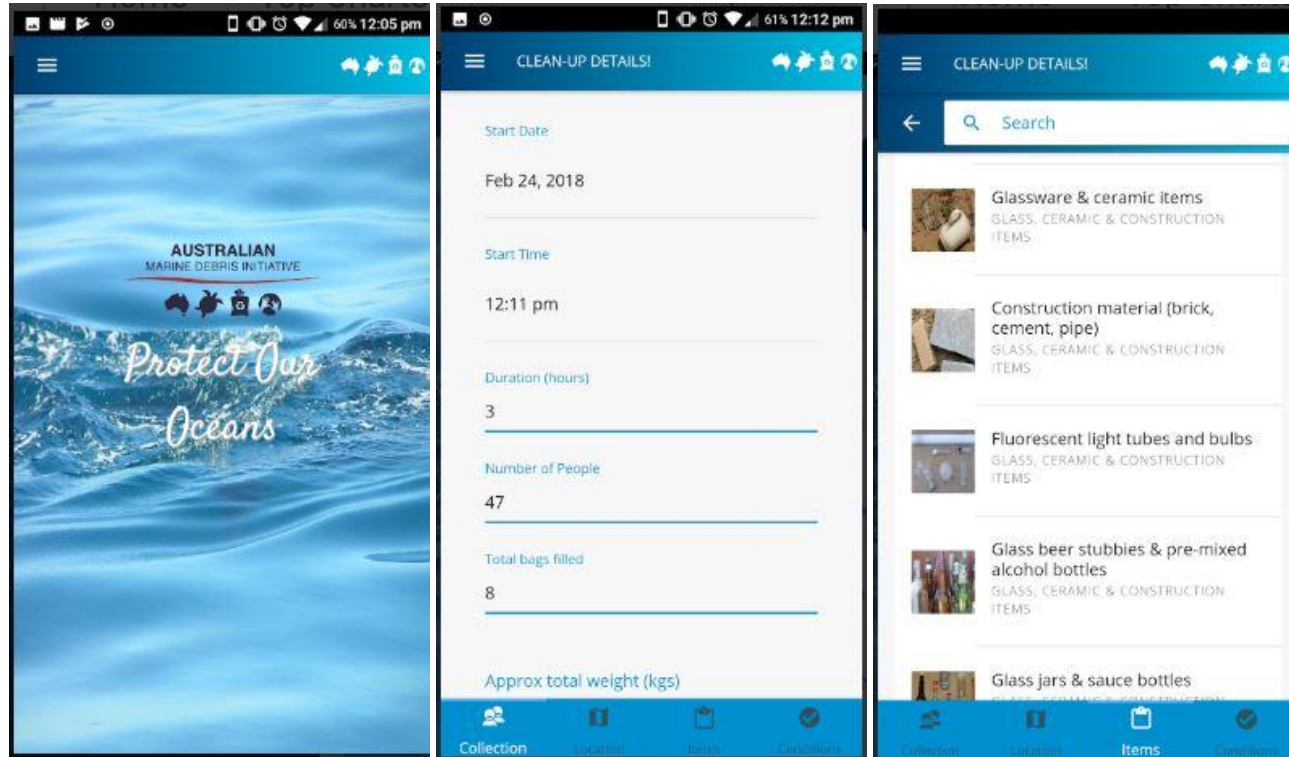
The database has an open access policy enabling scientists, government agencies, communities and organisations to request data on marine debris in Australia for educational and research purposes. The data submitted is always owned by the contributor, however the Australian Marine Debris Database provides one place for all data to be housed, providing everyone involved in the marine debris issue one place to both access and submit data on marine debris.

[SUBMIT DATA](#)

### Data Access & Reporting

Our open access policy allows for a specific set of data reports to be generated for community groups, schools and partner organisations to assist in identifying marine debris trends and creating local source reduction plans.

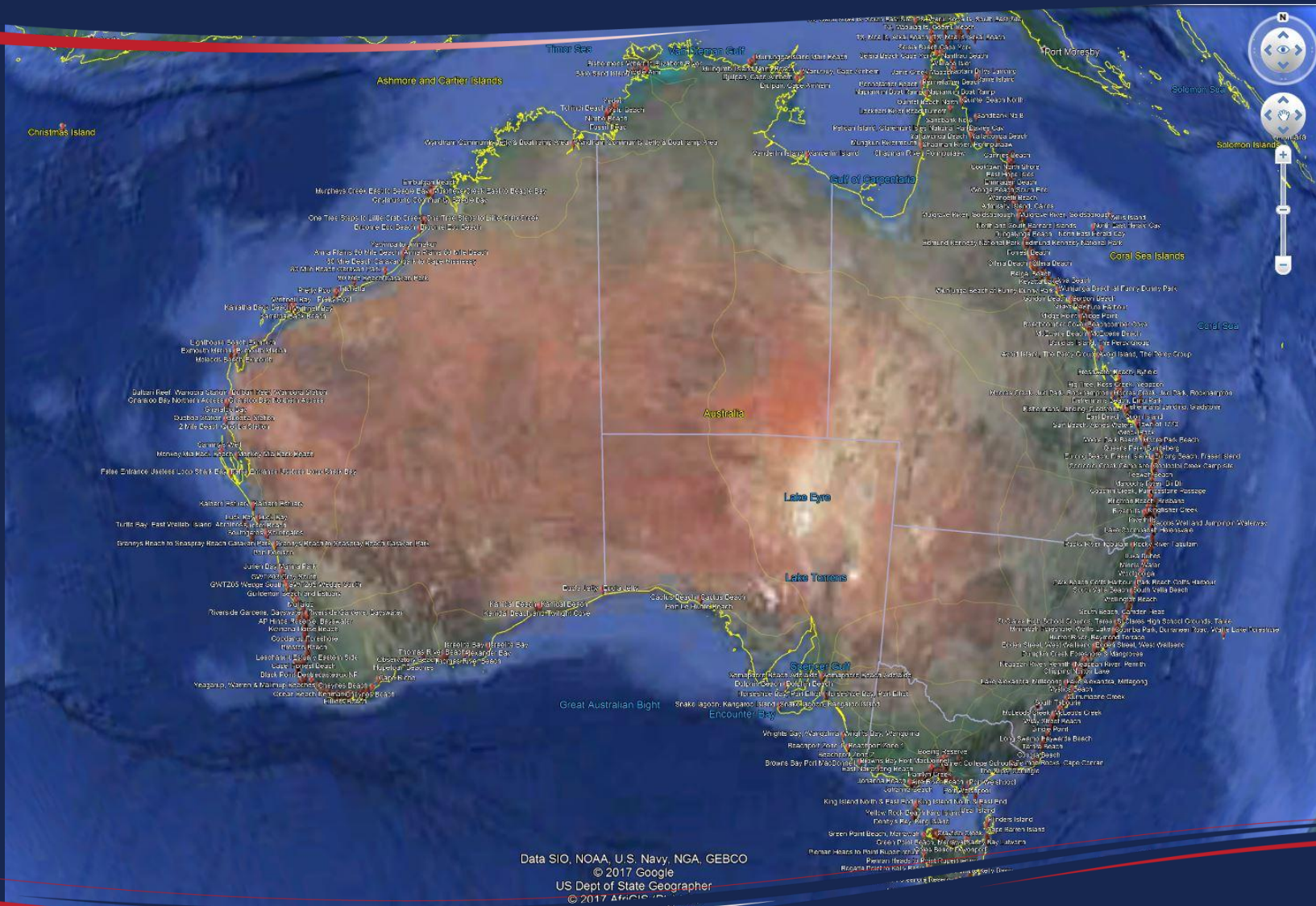
# AMDI App released!



## Support from:

- Sunshine Coast Council
- UnityWater
- GBRMPA
- Northern Agricultural Catchments Council
- Southern Region Waste Group
- Hunter Local Land Services

# 2787 clean-up locations around Australia





# Track debris back to the source



# Development of Source Reduction Plans



# International marine debris in Cape York



# Diverting from landfill - recycling



A huge thank you to all our supporters and volunteers



For more information on volunteering or donating please visit  
[www.tangaroablue.org](http://www.tangaroablue.org)

[www.tangaroablue.org](http://www.tangaroablue.org)



AUSTRALIAN  
MARINE DEBRIS INITIATIVE

