



DEVELOPING A SYSTEM TO SUSTAIN THE PACIFIC-PACIFIC COOPERATION TRAINING

BASED ON THE EXPERIENCES OF CAPACITY
BUILDING IN THE REGION

Yasuko Onoue
Training Coordinator

yasuko.jprism@gmail.com

1. Background Information

There is a long history of training programmes in the region on waste management.

These training programmes are mostly coordinated by SPREP and funded under Regional Waste Projects supported by JICA, EU and others.

Table. Summary of resources and knowledge items that you can gain through training. Strongly related (+++) to Weak (+).

Knowledge Resources	Principle knowledge	Policy/rules/ plans	Facilities/ Systems	On-the ground skills and knowledges
Universities	+++	+++		
PICs which have skills/systems		+	+++	+++
JICA training in Japan	++	+	+	+

We have the general expectation that any skills and knowledge learnt by the trainees must be put into good use to improve the waste management conditions in their home countries when returning.

HOW MUCH THE COUNTRIES GAINED THEIR CAPACITY FROM THESE TRAINING PROGRAMMES?

USUAL PROCESS INVOLVED WITH JICA & JPRISM TRAINING PROGRAMME

Trainees Attended trainings



Produce Follow Action Plans



Funds provided by government or development partners to implement the plan

Action Plans reviewed if attractive for funding support

ANALYSIS OF JPRISM & JICA PROVIDED TRAINING (2011- 2017)



516 trainees



About 218 follow up Action Plans



How many of these reviewed plans attracted supporting funds to implement (govt & donors)?



About xx% were properly discussed and reviewed

CASE 1: 3R PROMOTION IN FIJI LAUTOKA & NADI CITY COUNCILS (Bilateral waste management project)

Staff of Lautoka and Nadi City Councils received training in Japan plus on site training between 2008 - 2012 .

Through the Project, staff went through different processes of waste management.

- ✓ Waste Audit -Waste generation & composition study
- ✓ Strategic Plan Development
- ✓ Public Consultation
- ✓ 3Rs initiatives implementation

Composting activities at the Waste Disposal Area



IMPLEMENTATION OF 3Rs INITIATIVES IN LAUTOKA & NADI



Composting pilot projects at school and communities

ENHANCING PUBLIC AWARENESS AND SUPPORT



HOUSEHOLDS ACTIVE PARTICIPATION AND INVOLVEMENT



How to make a compost?

Promotion of Home Composting in Fiji

Step 1 Decide where to compost



Backyard near garden is a good place.

Step 2 Place your compost bin



Place the bin at depth of 10 cm from ground level and place back the soil.

Step 3 Put your kitchen and yard waste into the compost bin

What's In

Wet Greens

Grass chippings, vegetable peelings, yard trimmings etc

Dry Browns

Dried leaves, saw dust, shredded branches etc



Put your kitchen waste into the bin!

Don't mix with non-biodegradables such as plastic waste!

Place a bin at kitchen for sorting!

Step 4 Maintain your compost pile



Turn pile over to promote fermentation!



Fermentation process



beginning



after 3 months

Step 5 Use Compost



Ready to use as manure after 5 months.



Use compost for flower and vegetable garden!

Effect of Compost



with compost



without compost

(J-PRISM) PROMOTION OF THE LESSONS LEARNT FROM NADI AND LAUTOKA TO THE REST OF FIJI

Supported by the Department of Environment

Reduce, Reuse, & Recycle

Home Composting

Promotion of Home Composting in Fiji

SUVA CITY COUNCIL



LABASA TOWN COUNCIL



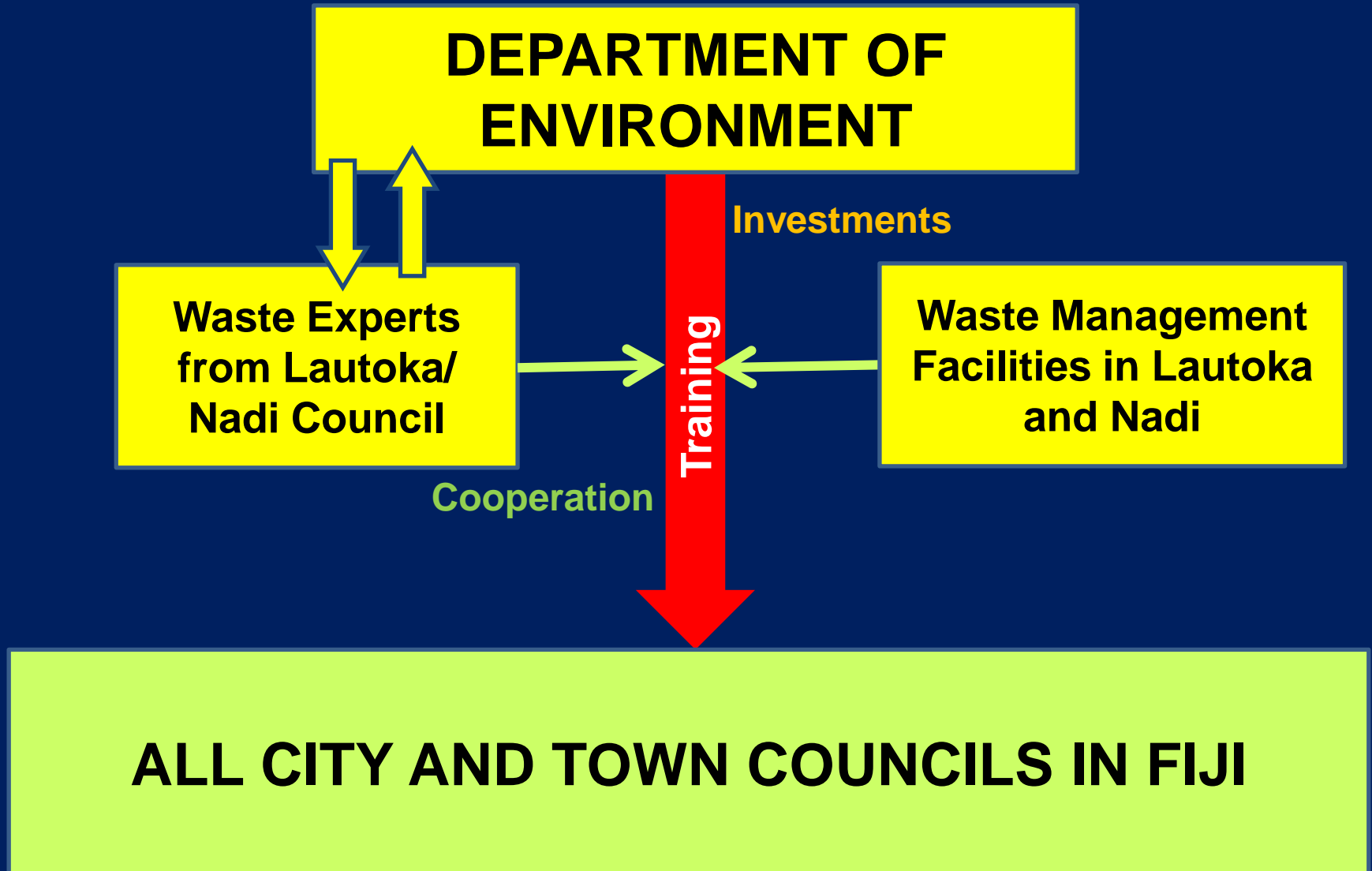
SIGATOKA TOWN COUNCIL



RAKIRAKI TOWN COUNCIL



SUMMARY OF THE NATIONAL LEVEL SCENARIO IN FIJI



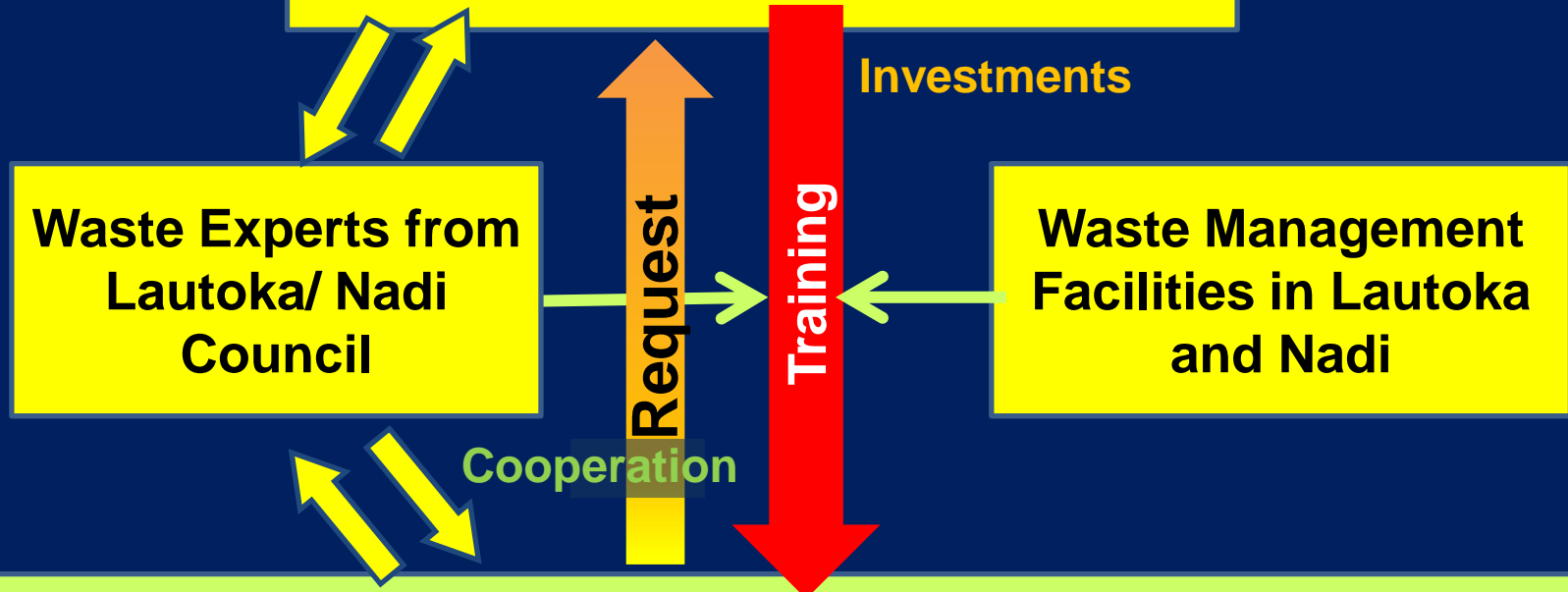
TRAINING OTHER COUNTRIES



Study Visit from Samoa in 2014

SUMMARY OF THE REGIONAL SCENARIO

JPRISM - SPREP



PACIFIC ISLAND COUNTRIES 2011 – 2015)

(Palau, FSM, RMI, Samoa, Tonga, Solomon Is., PNG, Vanuatu, etc.).

- 3Rs mainly composting
- Public Awareness
- Waste recovery from disposal sites

CASE STUDY 2: WASTE DISPOSAL SITE IMPROVEMENT



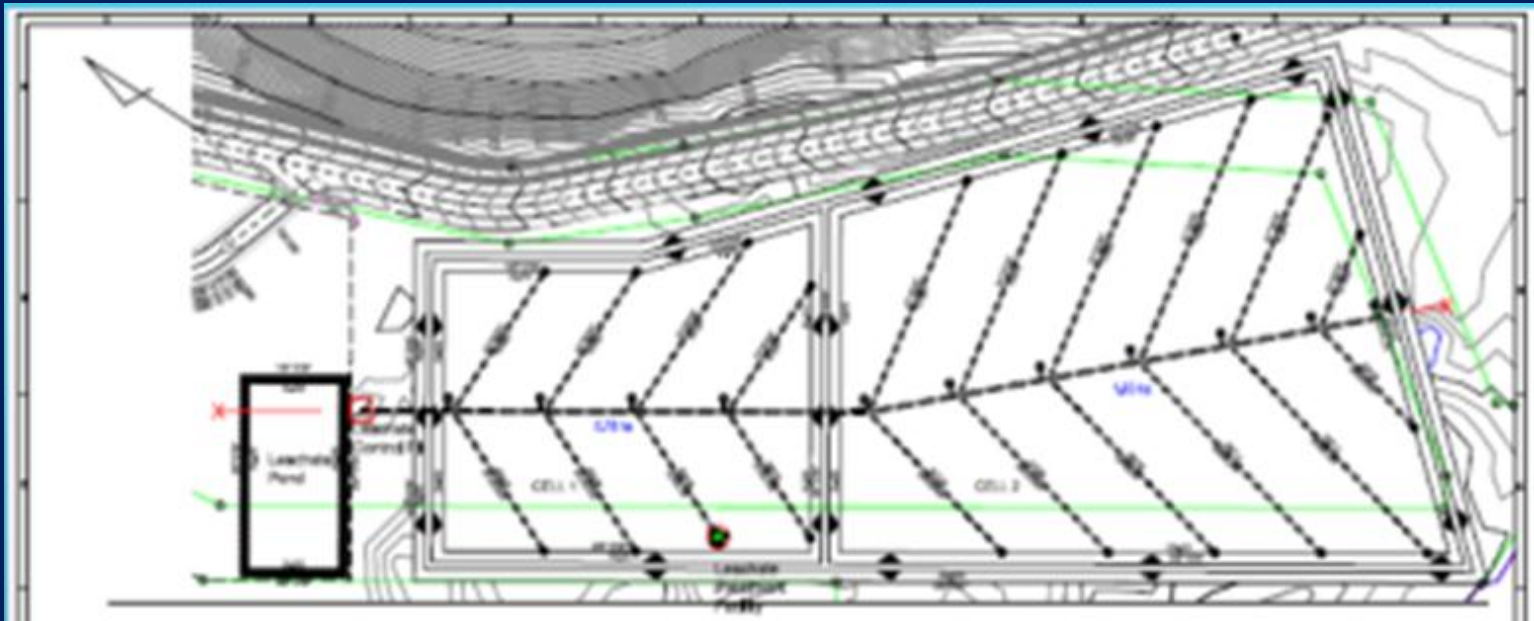
**PAST POOR CONDITIONS OF PORT MORESBY WASTE DISPOSAL SITE
AT BARUNI 2013**



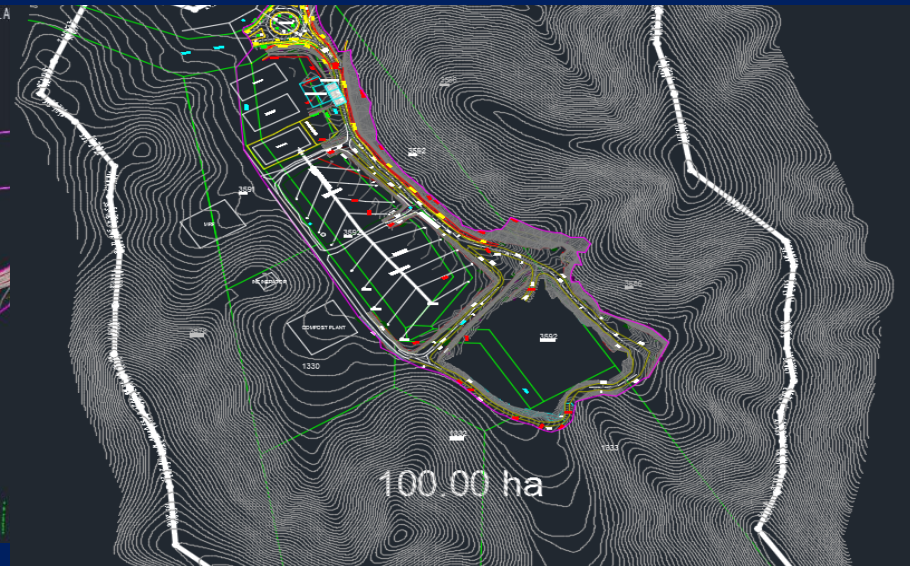


LOCAL STAFF ATTENDED TRAINING IN JAPAN





STAFF PRODUCED FOLLOW UP ACTION PLANS FOR FUNDING SUPPORT



**THE PLANS WERE DISCUSSED AND APPROVED BY THE WASTE
MANAGEMENT AGENCY, PNG GOVERNMENT AND JPRISM FOR
FUNDING SUPPORT**





THE WASTE AGENCY AND PNG GOVERNMENT TOOK OWNERSHIP OF THE PROJECT – MORE FUNDING SUPPORT





ALL TRAINED STAFF WERE INVOLVED IN DIFFERENT ASPECTS OF THE DUMPSITE REHABILITATION PROJECT





PROVIDING TRAINING FOR OTHER COUNTRIES



AT THE NATIONAL LEVEL SENARIO IN PNG

**CENTRAL ENVIRONMENT
PROTECTION AGENCY**



**Waste Experts
NCDC (Port
Moresby)**



Cooperation



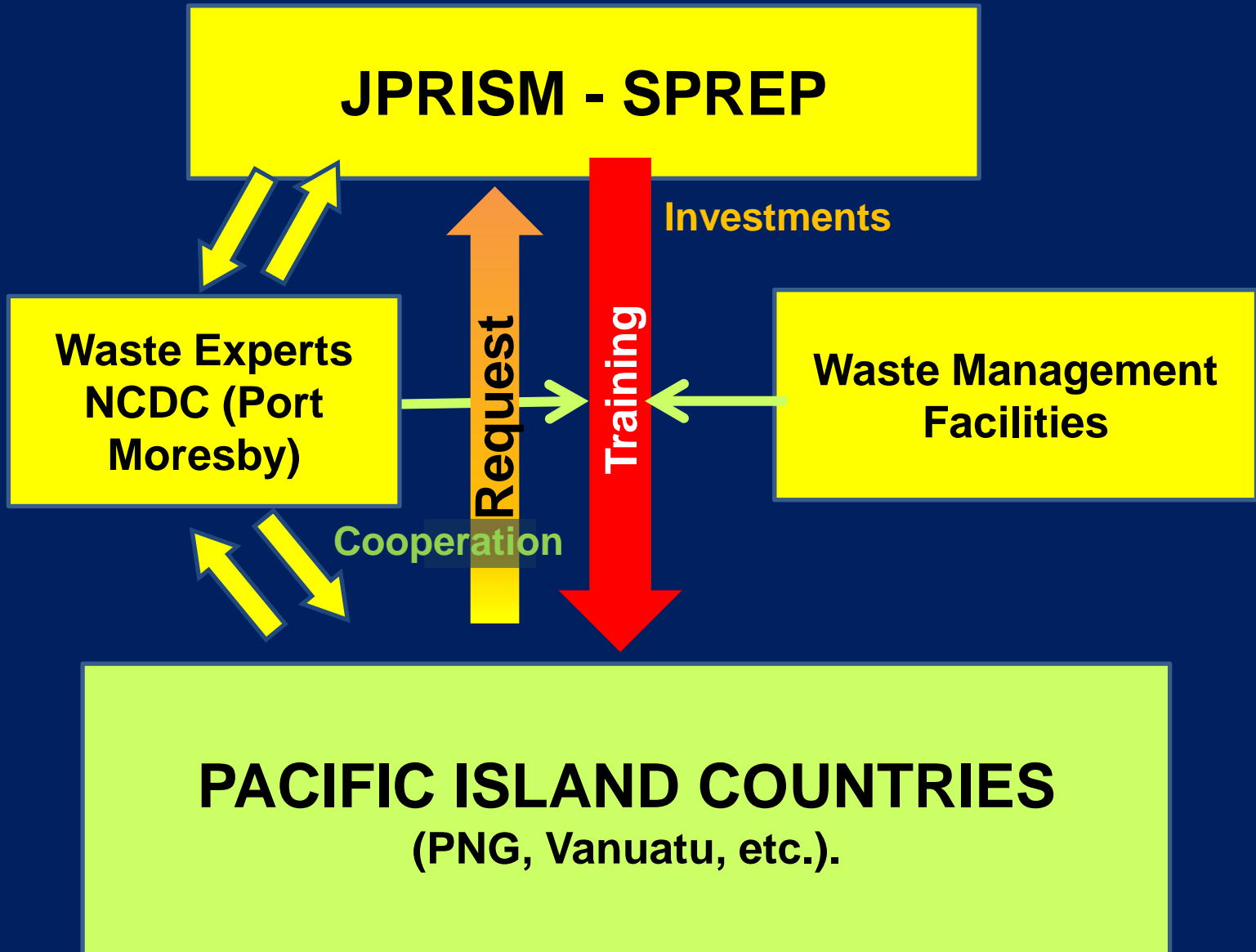
Investments

**Waste
Management
Facilities**



**ALL PROVINCES (URBAN LOCAL
GOVERNMENT LEVELS) IN PNG**

SUMMARY OF THE REGIONAL SCENARIO



ANALYSIS OF JPRISM & JICA PROVIDED TRAINING (2011- 2017)



516 trainees



About 218 follow up Action Plans



How many of these reviewed plans attracted supporting funds to implement (govt & donors)?



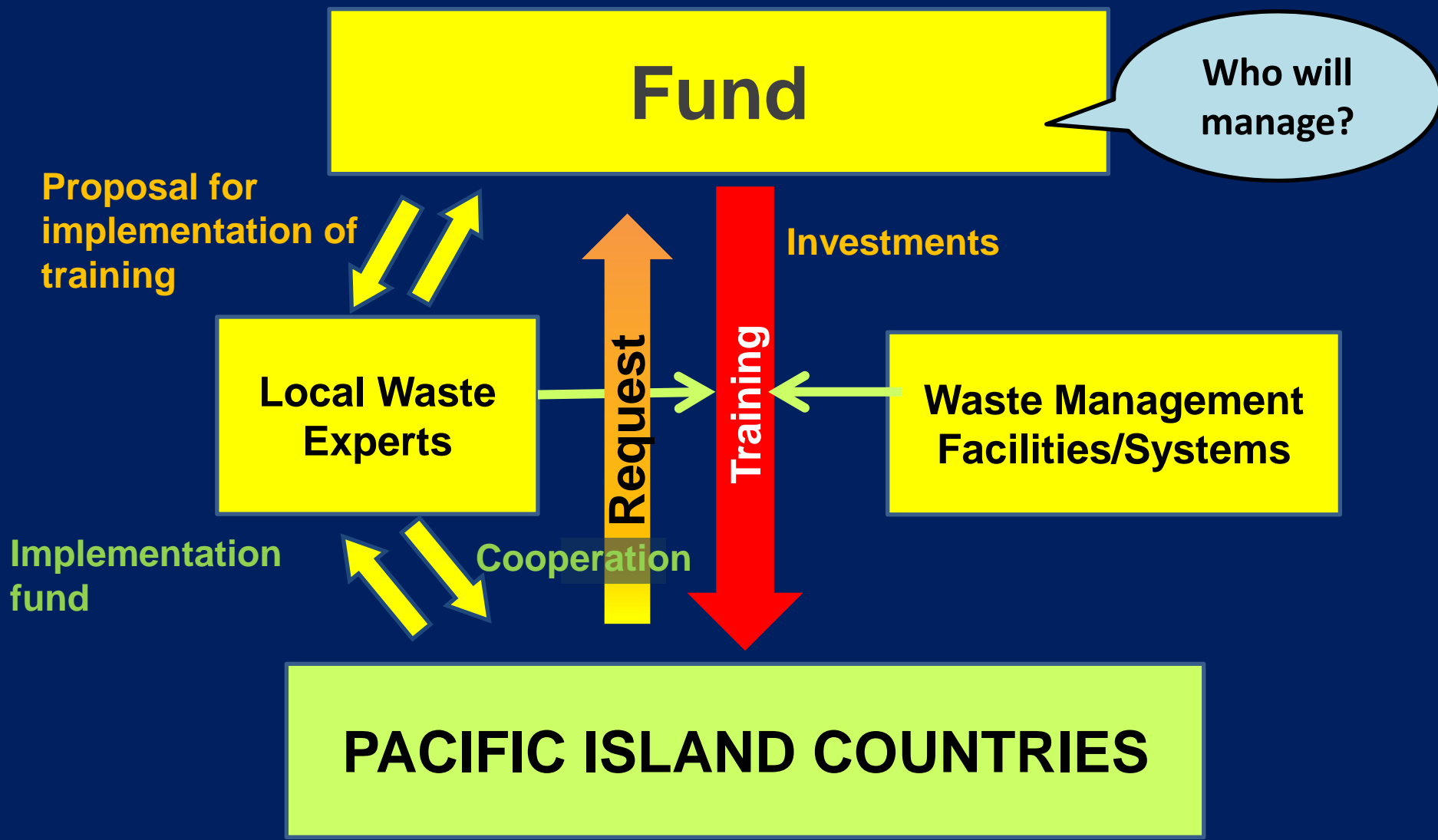
About xx% were properly discussed and reviewed

Trainees failed to develop proper plan -> We need to choose appropriate trainees.

We need system to monitor activities of trainees.

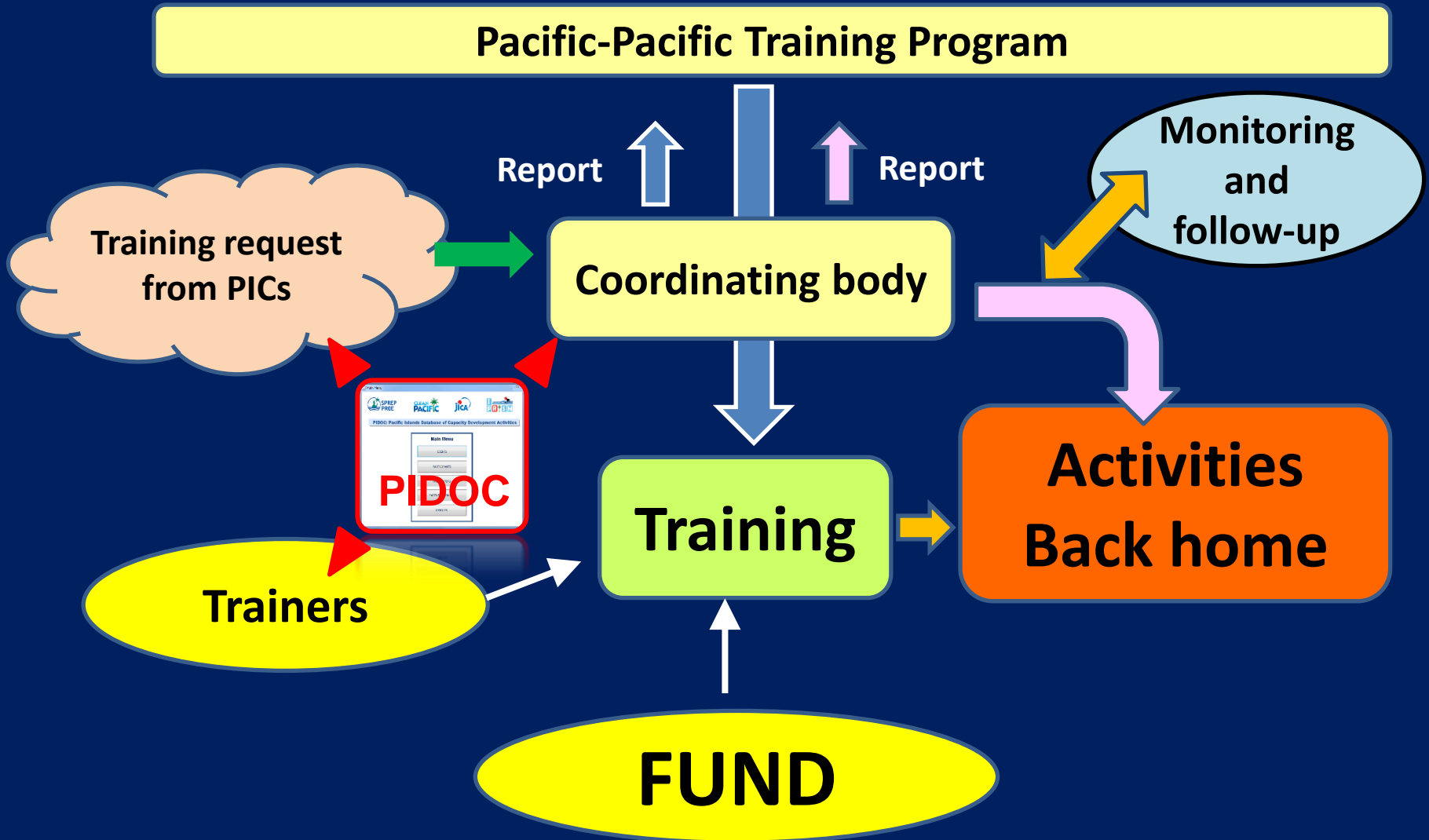
Capacity Development Situation in PICs (Samoa Case)





Purpose of the Pacific-Pacific Cooperation Training (PPCT) Program

To enhance sustainable regional cooperation by making the best use of local human resources and sharing good practices and lessons learnt for better and proper waste management in the Pacific



Pacific to Pacific Cooperation Training Program (Framework)

(1) Participant Countries

(2) Objectives of the program

(3) Setup of the training organizing body

(4) Elements of training system

- a) Types of training (Regional and Individual needs base Training)
- b) PIDOC system usage
- c) Qualification of trainers
- d) Eligible trainees
- e) Beneficiary countries monitoring and follow-up
- f) Responsibility of council, donors, coordinating body
- g) Involvement of NGOs, universities etc.

(5) Cost coverage

(6) Regional Process of arrangement of the training

(7) Commitment to human resource development in countries

etc.

Vinaka